

SAFETY AND SCHOOL ENVIRONMENT

Safe and Orderly School Features

Your School	does	does not
• allows after-school programs	<input checked="" type="checkbox"/>	<input type="checkbox"/>
• requires student uniforms	<input type="checkbox"/>	<input checked="" type="checkbox"/>
• encourages community programs in school building.	<input checked="" type="checkbox"/>	<input type="checkbox"/>
• conducts home visits	<input type="checkbox"/>	<input checked="" type="checkbox"/>
• has a closed campus	<input checked="" type="checkbox"/>	<input type="checkbox"/>
• requires parental conferences	<input checked="" type="checkbox"/>	<input type="checkbox"/>

Safety and Discipline

Safe schools are a top priority for parents, teachers, and communities. Your school's safety and discipline record for the 2002-2003 school year is:

Type of Incident	Number of Incidents Reported	Action Taken				
		In School Suspension	Out of School Suspension	Expulsion	Referred to Law Enforce.	Other
Substance Abuse - Drugs						
Substance Abuse - Alcohol						
Substance Abuse - Tobacco	1		1			
Assaults/Fights	5		5			
Habitually Disruptive Students						
Dangerous Weapons						
Other Violations of Code of Conduct	4		4			

Student Attendance and Time Spent in Classroom

2002-2003	Your School
Length of School Year	179 days
Enrollment	299
Average Daily Attendance	287
Student Dropouts	0.0%
Students Per Total Staff	10.1
Annual Number of Teacher Days Scheduled without Student Contact	9

Dropout Rate

50	
40	
30	
20	
10	
0	0.0 0.0
	2000-2001 2001-2002

Student Information Over Time

	2000-2001	2001-2002	2002-2003
Student Average Daily Attendance	95.5%	94.9%	96.0%
Student Dropouts	0.0%	0.0%	
Safety and Discipline Total Incidents Reported	22	4	10
Student Enrollment Stability		91.9%	97.0%
Students Eligible for Free Lunch		2	0

OVERALL ACADEMIC PERFORMANCE RATINGS

- Excellent
- High
- Average
- Low
- Unsatisfactory

SCHOOL IMPROVEMENT RATINGS

- Significant Improvement
- Improvement
- Stable
- Decline
- Significant Decline

N/R - Data not reported to State

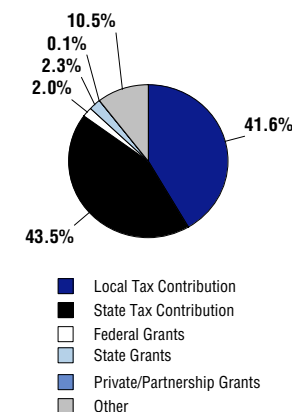
TAXPAYERS' REPORT

Sources of School District Revenue 2002

Local Tax Contribution	\$102,303,775
State Tax Contribution	107,180,274
Federal Grants	4,986,197
State Grants	5,684,969
Private/Partnership Grants	184,321
Other Discretionary Income	25,805,785
Total School Dist Revenue	\$246,145,321

Total 2002 District Revenue Per Pupil = **\$6,874**

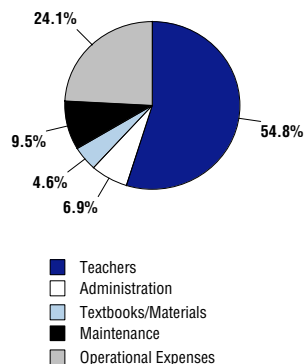
District Source of Funds 2002



District Use of Funds 2002

Teachers	\$132,865,564
Administration	16,826,084
Building & Facilities Maintenance	23,073,442
Operational Expenses	58,434,532
Textbooks/Materials	11,168,527
Total	\$242,368,149

District Use of Funds 2002



District Debt and Capital Construction & Equipment

Total Outstanding Bonded Debt	\$434,380,275
Average Annual Percentage Interest Rate on Debt	4.88%
Amount Raised from Most Recent Bond	\$178,000,000
Amount Spent on New Buildings During Last 2 Years	\$79,344,742

Voter Approved Funding Changes

Your community did / did not hold an election in November 2001.

The following items have been approved by voters:

TABOR Override

Bond


Mill Levy Increase

Renaissance Expedition Learn Outward Bound School
16700 Keystone Boulevard . Parker, CO 80134 . 303-805-6530
0900 / 7319

For more information and further details about this report, visit www.state.co.us/schools
Colorado Department of Education . 201 East Colfax Ave. Denver, CO 80203

11/11/2003

RENAISSANCE EXPEDITION LEARN OUTWARD BOUND SCHOOL



06 - 08

DOUGLAS COUNTY RE 1

School Accountability Report 2002-2003 School Year

School Performance Summary

Overall Academic Performance

* Participation Noted

High*

Academic Improvement:

Significant Improvement

How Renaissance Expedition Learn Outward Bound School Compares To Nearby Middle Schools

School	Academic Performance
Challenge To Excellence Charter School	High
Core Knowledge Charter School	Excellent
Liberty Middle School(1)	High
Falcon Creek Middle School(1)	High
Sierra Middle School	High
Laredo Middle School(1)	High
Cherry Creek Charter Academy(1)	Excellent
Thunder Ridge Middle School(1)	High
Horizon Middle School(1)	Average
Cresthill Middle School	Excellent

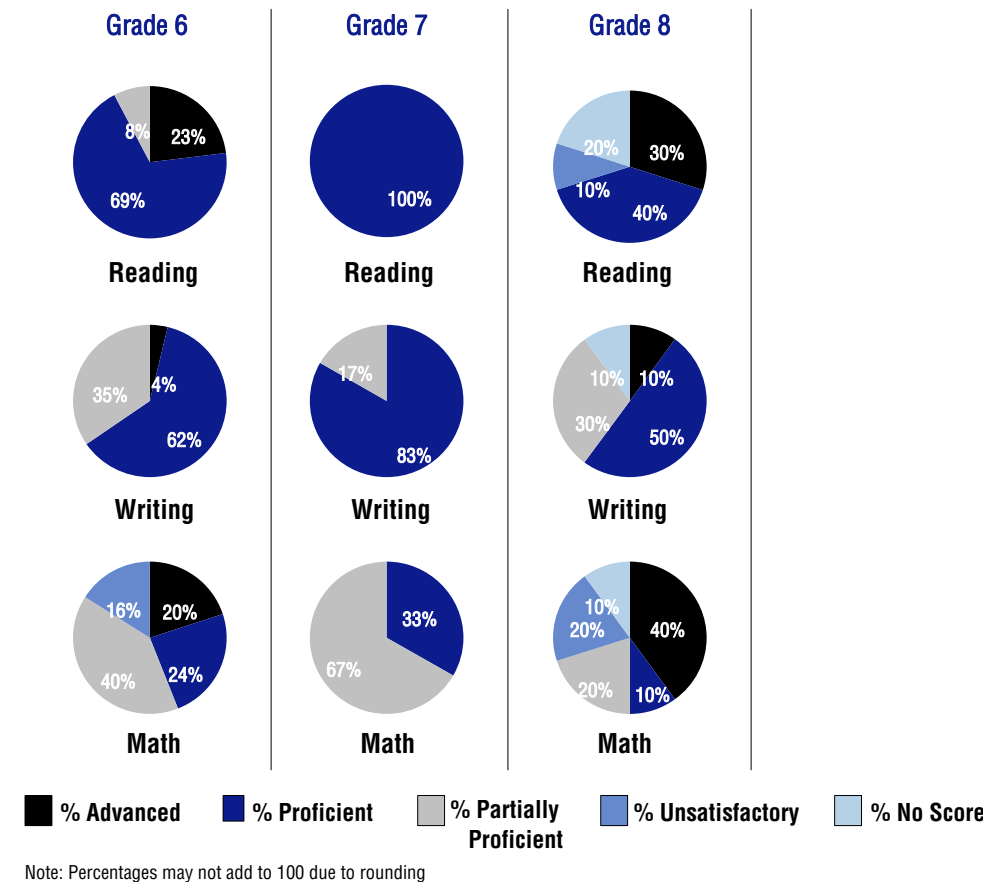
1 Located in Cherry Creek 5 School District.

For more information on additional schools, visit
www.state.co.us/schools

STUDENT PERFORMANCE

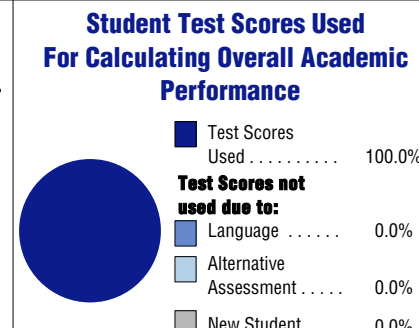
Colorado students are assessed once a year in order to measure their performance on state academic content standards, using the Colorado Student Assessment Program (CSAP). The chart below shows the results for grades 6 - 8 in the subject areas for reading, writing and math for all students tested.

CSAP 2003 Spring



Percent of Students Scoring Proficient and Advanced

	Your School	District	State
Grade 6-8 Reading	90%	84%	65%
Grade 6-8 Writing	69%	72%	52%
Grade 6-8 Math	42%	65%	43%



Each school in the State received a rating of "Excellent", "High", "Average", "Low", or "Unsatisfactory" for student academic performance in school year 2002-2003 using the CSAP results printed above. Every student in this school who took these tests was included in the calculation used to assign a rating, except for students who do not speak English, whose special needs require that they spend less than 45% of their time in a regular classroom, or who enrolled in the public school after February 1 of this school year. Your school's rating was determined by the percentage of students performing in each of the Advanced, Proficient, Partially Proficient, and Unsatisfactory levels. These percentages were weighted and combined across grade levels and academic areas. These weights reward performance at the Advanced and Proficient levels over performance at the Partially Proficient and Unsatisfactory levels. The ratings were assigned after calculating the weighted total for each academic area and grade level for each school and comparing this school to all other middle schools for the 2002-2003 school year.

Overall Academic Performance for the 2002-2003 school year **High***

* Participation Noted

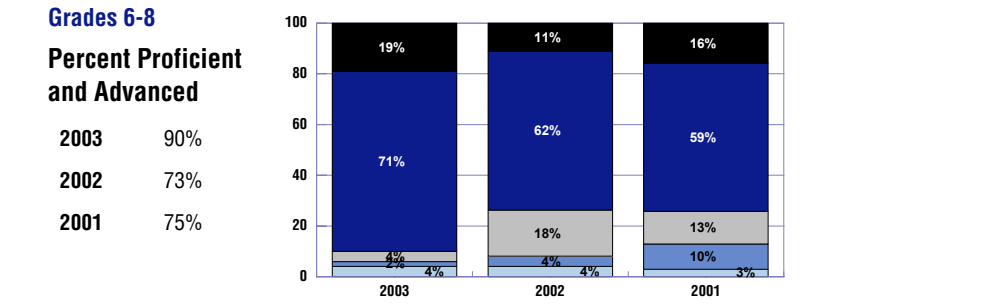
SCHOOL HISTORY

	2002-2003	2001-2002	2000-2001
Overall Academic Performance	High*	Average	Average
School Improvement	Significant Improvement	Stable	

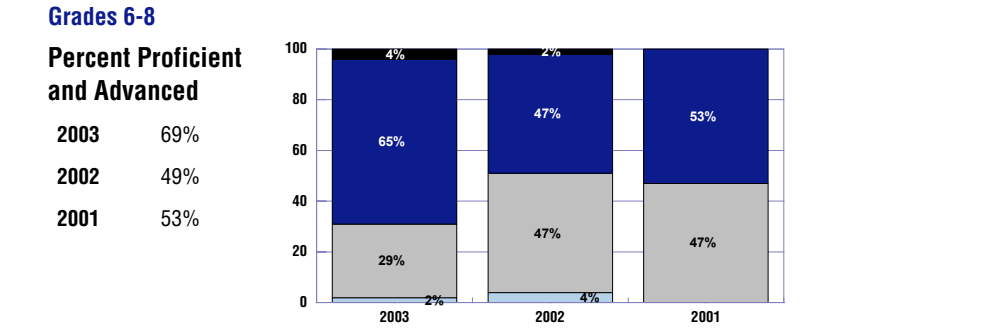
* Participation Noted

Each school receives a school improvement rating of Significant Improvement, Improvement, Stable, Decline, or Significant Decline. This rating is based upon the change in student academic performance from the previous year. Each school can improve its rating next year by improving student performance on the 2003-2004 CSAP.

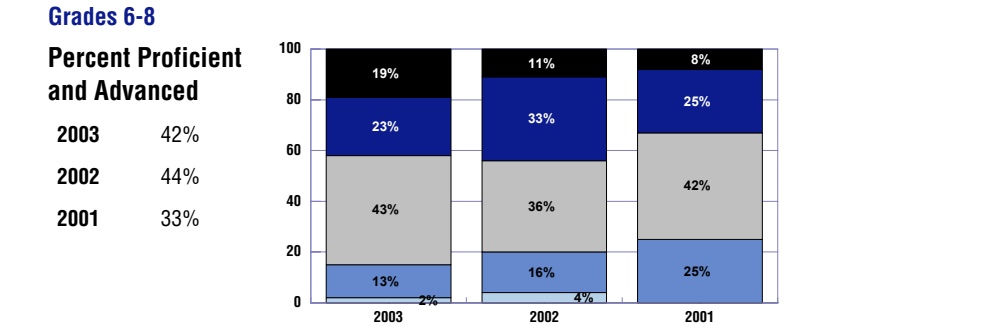
Reading Proficiency Levels



Writing Proficiency Levels



Math Proficiency Levels



Legend: % Advanced (black), % Proficient (dark blue), % Partially Proficient (light blue), % Unsatisfactory (medium blue), % No Score (white)

Note: Percentages may not add to 100 due to rounding

ABOUT OUR STAFF

School Employment

Each year, your district reports to the Colorado Department of Education on the number of adults who work in your school, as well as the type of work they do. Last year, your school employed:

	Your School		District	
	Full Time	Part Time	Full Time	Part Time
Teachers	19	1	2,160	264
Paraprofessionals	2	7	600	444
Administrators	1	0	164	7
Other Professionals*	1	1	311	51
School Support	3	2	624	417
Total Staff	37		4,980	

* School counselors and librarians are included in the Other Professionals category. Your school employed 0/0 FT/PT counselor(s) and 0/0 FT/PT librarian(s) last year.

Students per Teacher Ratio

	Student Enrollment	Students per Teacher
Grade 6	27	7.8
Grade 7	14	31.5
Grade 8	11	24.8

Professional Experience of Teachers

	Your School	District
Average years of teaching experience	4	11
Percent of teachers teaching the subject in which they received their degree(s)	25%	70%
Teachers' average days absent	2.7%	4.1%
Number of teachers who left school/district last year	13	244
Teachers with tenure	1	1,322
Teachers without tenure	19	1,102
Number of professional development days	5	3

Salaries

	Your School	District	State
Average Teacher Salary	\$39,072	\$45,127	\$42,680
Average Administrator Salary	\$71,869	\$79,675	\$72,481

Principal: Sally Simmons
 Number of years as Principal at this school: **0 (New Hire 2002/2003)**
 Number of years as Principal at any school: **0**

Renaissance Expedition Learn Outward Bound School
 16700 Keystone Boulevard . Parker, CO 80134 . 303-805-6530
 For more information and further details about this report, visit www.state.co.us/schools
 Colorado Department of Education . 201 East Colfax Ave. Denver, CO 80203

N/R - Data not reported to State