

# SAFETY AND SCHOOL ENVIRONMENT

## Safe and Orderly School Features

Your School	does	does not
• allows after-school programs	<input type="checkbox"/>	<input checked="" type="checkbox"/>
• requires student uniforms	<input type="checkbox"/>	<input checked="" type="checkbox"/>
• encourages community programs in school building.	<input type="checkbox"/>	<input checked="" type="checkbox"/>
• conducts home visits	<input type="checkbox"/>	<input checked="" type="checkbox"/>
• has a closed campus	<input type="checkbox"/>	<input checked="" type="checkbox"/>
• requires parental conferences	<input type="checkbox"/>	<input checked="" type="checkbox"/>

## Safety and Discipline

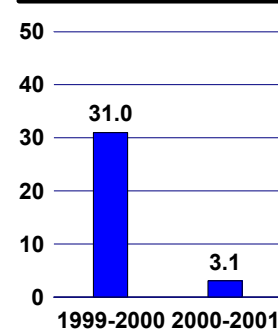
Safe schools are a top priority for parents, teachers, and communities. Your school's safety and discipline record for the 2001-2002 school year is:

Type of Incident	Number of Incidents Reported	Action Taken				
		In School Suspension	Out of School Suspension	Expulsion	Referred to Law Enforce.	Other
Substance Abuse - Drugs						
Substance Abuse - Alcohol						
Substance Abuse - Tobacco						
Assaults/Fights						
Habitually Disruptive Students						
Dangerous Weapons						
Other Violations of Code of Conduct						

## Student Attendance and Time Spent in Classroom

2001-2002	Your School
Length of School Year	143 days
Enrollment	89
Average Daily Attendance	89
Student Dropouts	3.1%
Students Per Total Staff	12.2
Annual Number of Teacher Days Scheduled without Student Contact	9

## Dropout Rate



## Student Information Over Time

	1999-2000	2000-2001	2001-2002
Student Average Daily Attendance	75.0%	100.0%	100.0%
Student Dropouts	31.0%	3.1%	
Safety and Discipline Total Incidents Reported		0	0
Student Enrollment Stability			50.6%
Students Eligible for Free Lunch			0

## OVERALL ACADEMIC PERFORMANCE RATINGS

- Excellent
- High
- Average
- Low
- Unsatisfactory

## SCHOOL IMPROVEMENT RATINGS

- Significant Improvement
- Improvement
- Stable
- Decline
- Significant Decline

N/R - Data not reported to State

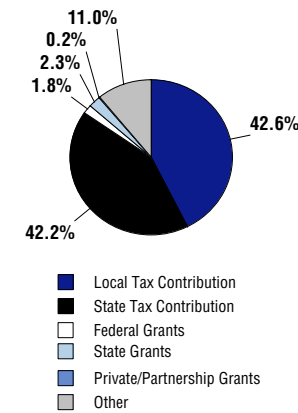
# TAXPAYERS' REPORT

## Sources of School District Revenue 2001

Local Tax Contribution	\$94,563,148
State Tax Contribution	93,632,759
Federal Grants	4,095,570
State Grants	5,060,249
Private/Partnership Grants	440,073
Other Discretionary Income	24,344,391
<b>Total School Dist Revenue</b>	<b>\$222,136,190</b>

Total 2001 District Revenue Per Pupil = \$6,664

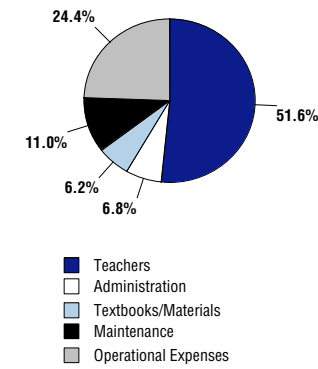
## District Source of Funds 2001



## District Use of Funds 2001

Teachers	\$114,131,118
Administration	15,032,849
Building & Facilities Maintenance	24,414,960
Operational Expenses	54,055,958
Textbooks/Materials	13,758,344
<b>Total</b>	<b>\$221,393,229</b>

## District Use of Funds 2001



## District Debt and Capital Construction & Equipment

Total Outstanding Bonded Debt	\$386,258,627
Average Annual Percentage Interest Rate on Debt	4.95%
Amount Raised from Most Recent Bond	\$182,700,000
Amount Spent on New Buildings During Last 2 Years	\$85,868,342

## Voter Approved Funding Changes

Your community did  / did not  hold an election in November 2000.

The following items have been approved by voters:

TABOR Override

Bond  
\$178,000,000

Mill Levy Increase

## Eagle Academy

9375 Cresthill Lane . Highlands Ranch, CO 80126 . 303-683-5708  
0900 / 2338

For more information and further details about this report, visit [www.state.co.us/schools](http://www.state.co.us/schools)  
Colorado Department of Education . 201 East Colfax Ave. Denver, CO 80203

10/31/2002

# EAGLE ACADEMY

DOUGLAS COUNTY RE 1

## School Accountability Report 2001-2002 School Year

## School Performance Summary

### Overall Academic Performance

Low

### Academic Improvement:

Rating calculated pursuant to section 22-7-604 (6)

## How Eagle Academy Compares To Nearby High Schools

School	Academic Performance
Highlands Ranch High School	Excellent
Mountain Vista High School	Excellent
Arapahoe High School(1)	Excellent
Thunderridge High School	High
Heritage High School(1)	Excellent
Littleton High School(1)	High
Chaparral High School	High
Cherry Creek High School(2)	Excellent
Thomas Jefferson High School(3)	Average
Englewood High School(4)	Average

1 Located in Littleton 6 School District.

2 Located in Cherry Creek 5 School District.

3 Located in Denver County 1 School District.

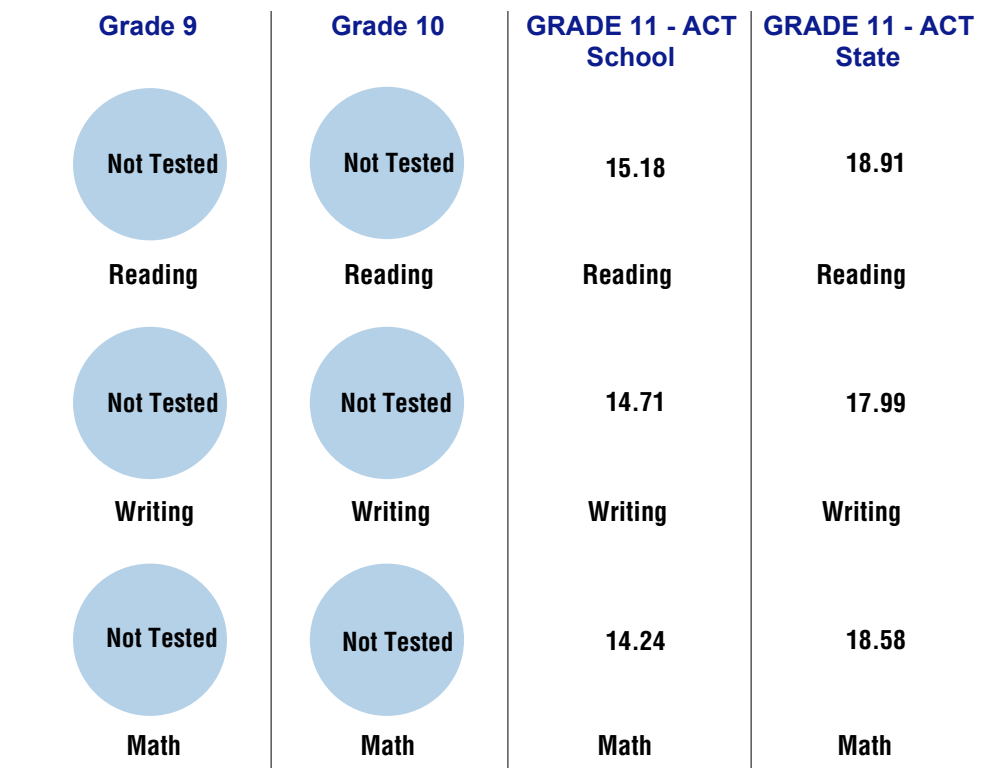
4 Located in Englewood 1 School District.

For more information on additional schools, visit  
[www.state.co.us/schools](http://www.state.co.us/schools)

# STUDENT PERFORMANCE

Colorado students are assessed once a year in order to measure their performance on state academic content standards, using the Colorado Student Assessment Program (CSAP). The chart below shows the results for grades 9 - 10 in the subject areas for reading, writing and math for all students tested.

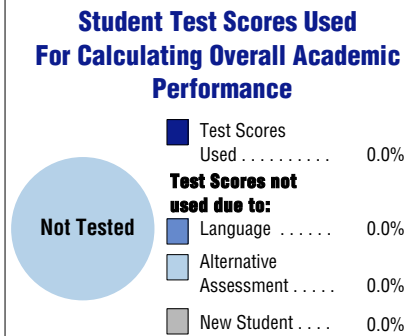
## CSAP 2002 Spring



Note: Percentages may not add to 100 due to rounding

### Percent of Students Scoring Proficient and Advanced

	Your School	District	State
Grade 9-10 Reading	N/A	N/A	N/A
Grade 9-10 Writing	N/A	N/A	N/A
Grade 9-10 Math	N/A	N/A	N/A



Each school in the State received a rating of "Excellent", "High", "Average", "Low", or "Unsatisfactory" for student academic performance in school year 2001-2002 using the CSAP results printed above. Every student in this school who took these tests was included in the calculation used to assign a rating, except for students who do not speak English, whose special needs require that they spend less than 45% of their time in a regular classroom, or who enrolled in the public school after February 1 of this school year. Your school's rating was determined by the percentage of students performing in each of the Advanced, Proficient, Partially Proficient, and Unsatisfactory levels. These percentages were weighted and combined across grade levels and academic areas. These weights reward performance at the Advanced and Proficient levels over performance at the Partially Proficient and Unsatisfactory levels. The ratings were assigned after calculating the weighted total for each academic area and grade level for each school and comparing this school to all other high schools for the 2001-2002 school year.

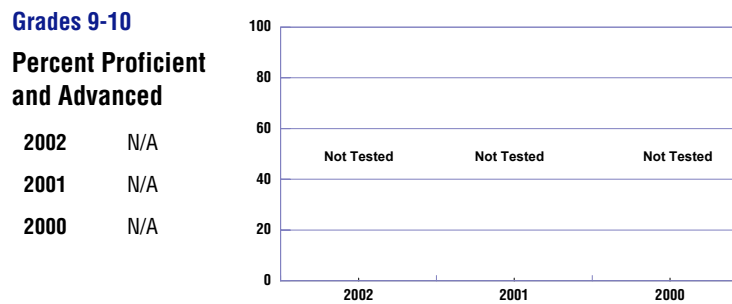
**Overall Academic Performance for the 2001-2002 school year ..... Low**

# SCHOOL HISTORY

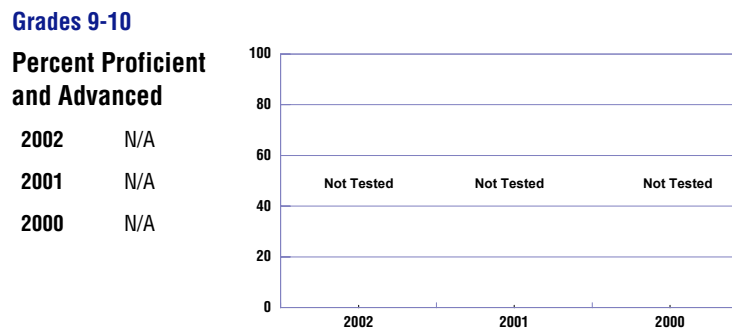
	2001-2002	2000-2001
Overall Academic Performance	Low	No Rating
School Improvement		

Each school receives a school improvement rating of Significant Improvement, Improvement, Stable, Decline, or Significant Decline. This rating is based upon the change in student academic performance from the previous year. Each school can improve its rating next year by improving student performance on the 2002-2003 CSAP.

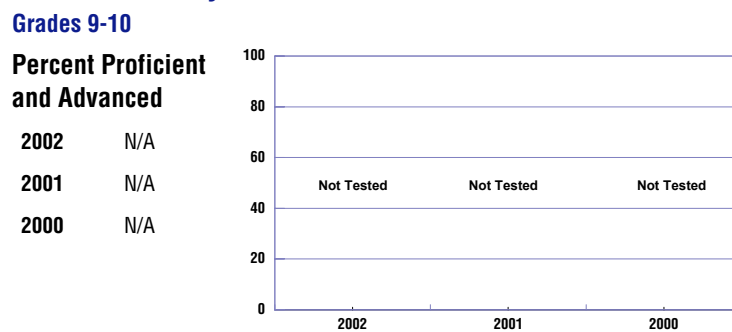
## Reading Proficiency Levels



## Writing Proficiency Levels



## Math Proficiency Levels



Note: Percentages may not add to 100 due to rounding

# ABOUT OUR STAFF

## School Employment

Each year, your district reports to the Colorado Department of Education on the number of adults who work in your school, as well as the type of work they do. Last year, your school employed:

	Your School		District	
	Full Time	Part Time	Full Time	Part Time
Teachers	1	10	2,069	255
Paraprofessionals	0	0	552	403
Administrators	0	0	155	8
Other Professionals*	2	0	298	54
School Support	0	1	581	393
<b>Total Staff</b>	14		4,709	

\* School counselors and librarians are included in the Other Professionals category. Your school employed 1/0 FT/PT counselor(s) and 0/0 FT/PT librarian(s) last year.

## Students per Teacher Ratio

	Student Enrollment	Students per Teacher
Grade 9	0	0.0
Grade 10	2	1.7
Grade 11	31	26.6
Grade 12	56	48.1

## Professional Experience of Teachers

	Your School	District
Average years of teaching experience	5	10
Percent of teachers teaching the subject in which they received their degree(s)	100%	65%
Teachers' average days absent	0.0%	4.4%
Number of teachers who left school/district last year	0	270
Teachers with tenure	3	1,189
Teachers without tenure	8	1,135
Number of professional development days	3	4

## Salaries

	Your School	District	State
Average Teacher Salary	\$33,985	\$42,157	\$40,659
Average Administrator Salary	N/A	\$76,487	\$69,605

Principal: **Greg Reed**  
 Number of years as Principal at this school: **N/R**  
 Number of years as Principal at any school: **N/R**

## Eagle Academy

9375 Cresthill Lane . Highlands Ranch, CO 80126 . 303-683-5708

For more information and further details about this report, visit [www.state.co.us/schools](http://www.state.co.us/schools)  
 Colorado Department of Education . 201 East Colfax Ave. Denver, CO 80203

N/R - Data not reported to State